



InMinds

Innovative Mindsets: Bridging the Skills Shortage of the European Printing Industry

Brief overview of the Tracking system (Barometer)



Erasmus+

Co-funded by the Erasmus+ Programme of the European Union. This publication reflects the views only of the author, and the Commission cannot be held responsible for any use which may be made of the information contained therein.

InMinds

FEATURES

LOG IN

ENGLISH ▾

InMinds is a skills development methodology for the Printing (publishing) Sector facilitated by a training course and a tracking (skills retention) tool.

START NOW FOR FREE!



The front page of the Barometer allows to log in (or create an account), and to change the language (top right corner).

Sign Up

Your E-mail

Password

Re-type password

First name

Last name

Age

Gender

Country

Position

Type account

SIGN UP

BACK TO LOG IN

The registration form acts as a first data layer for the purpose of further data analysis.

My Training Cycle

ADD NEW

Name

Description

From date

To date

SUBMIT

Managers are able to create training cycles.



My Training Cycle [ADD NEW](#)

 First training cycle 📈 Progress: 0/4 📅 2017-04-02 → 2017-04-20

List of training cycles is visible to User and Manager

◀ BACK TO THE TRAINING CYCLE

First training cycle

2017-04-02 → 2017-04-20

This is a sample training cycle

INVITE USERS

YOUR ANSWERS ▶ STATISTICS ▶ RESULTS ▶ RESULTS (BY COUNTRY) ▶

UNBLOCK FIRST SURVEY UNBLOCK SECOND SURVEY UNBLOCK THIRD SURVEY UNBLOCK FOURTH SURVEY

First Survey

Measures your reaction to and satisfaction with the training program and your plans for action



Second Survey

Measures skills and knowledge gains



Third Survey

Measures changes in on-the-job application, behaviour change, and implementation



Fourth Survey

Final results, business results, any outcome that most people would agree is "good for the business"

Survey invitation link

Send this link to your manager

inminds.dcnnet.eu/survey/invitation/31/4/m59f4dbf6dab

YOUR ANSWERS ▶ STATISTICS ▶ RESULTS ▶ RESULTS (BY COUNTRY) ▶

It's a sample of training cycle. On the screen there is a name of training cycle, its description, link to statistics, and list of surveys.

« BACK TO THE TRAINING CYCLE

First training cycle

2017-04-02 → 2017-04-20

This is a sample training cycle

INVITE USERS

YOUR ANSWERS »

STATISTICS »

RESULTS »

RESULTS (BY COUNTRY) »

UNBLOCK FIRST SURVEY

UNBLOCK SECOND SURVEY

UNBLOCK THIRD SURVEY

UNBLOCK FOURTH SURVEY

If you are a Manager user you can invite trainees to the training cycles and unlock (make available) surveys the training cycle participants.

INVITE USERS

Users E-mail

SUBMIT

Inviting new users is as simple as providing their e-mail addresses in the box as shown above.

Training cycle: 1st Cycle - Professional Development

Professional Development module

First Survey

Measures participant reaction to and satisfaction with the training program and participant's plans for action

Reaction, Satisfaction, & Planned Action

Question

What is your overall assessment of the program?

Answer

1 2 3 4 5

Second Survey

Measures skills and knowledge gains

Learning

IF YOU HAVE ATTENDED CUSTOMER SERVICE MODULE PLEASE ANSWER THE FOLLOWING QUESTIONS

Question

Which of the following are behaviors?

Answer

Smile Kindness Establish eye contact Friendliness Identify yourself

First, third and fourth survey consist of single choice questions, second survey uses multiple choice questions. Additionally, the second and third survey are divided into 4 sections.



YOUR ANSWERS »

STATISTICS »

RESULTS »

RESULTS (BY COUNTRY) »

This panel gives the ability to see one's answers after clicking on the „Your answers” button.

The remaining buttons are described on the following slides.

Total Answered Questionnaires

11

Answered questionnaires Breakdown by age

18 - 27	28 - 37	38 - 47	48 - 57	58 <
10	1	0	0	0

Answered questionnaires Breakdown by position

Administration	General Management	Management	Production	Sale
6	0	0	0	0

Answered questionnaires Breakdown by Country

Germany	Greece	Italy	Poland	UK
5	0	0	2	4

Age By Country

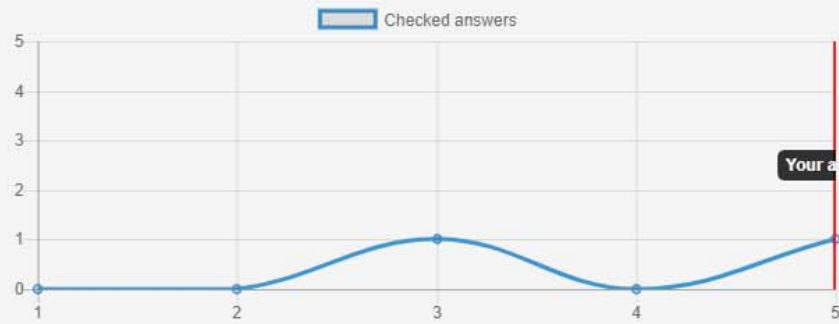
	18 - 27	28 - 37	38 - 47	48 - 57	58 <
Poland	1	1	0	0	0
Germany	1	0	0	0	0
UK	1	0	0	0	0

Position by country

	Administration	General Management	Management	Production	Sale
Poland	1	0	0	0	0
Germany	1	0	0	0	0
UK	0	0	0	0	0

The „Statistics” button displays data concerning all users of the platform.

What is your overall assessment of the program?



Was the teaching method effective?



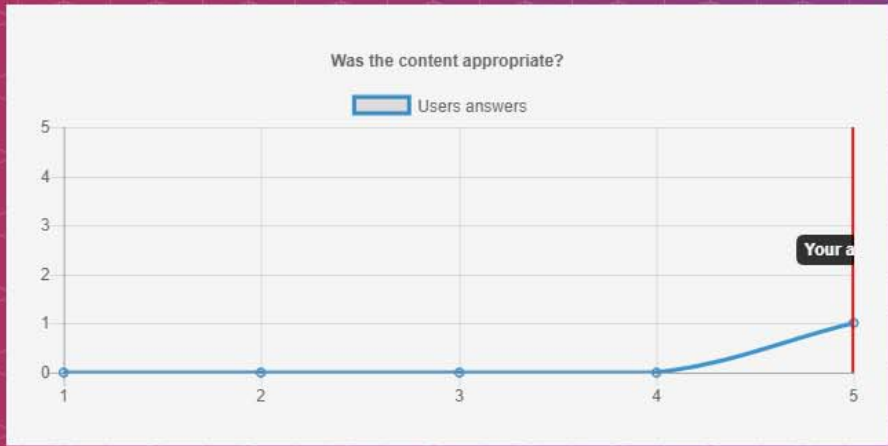
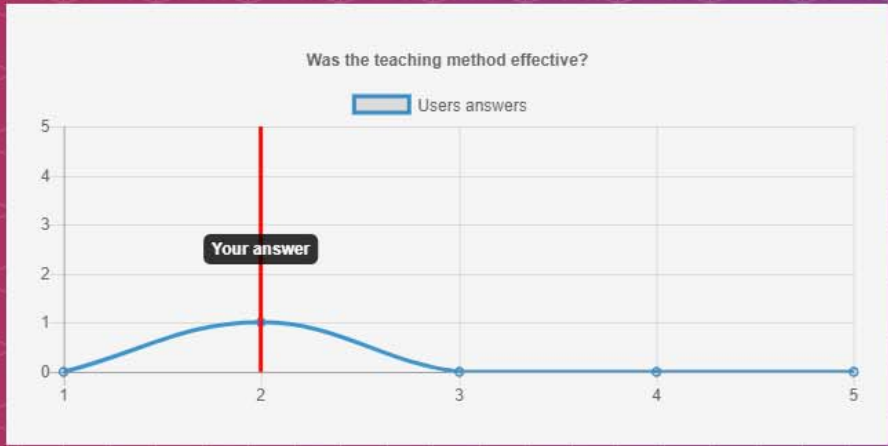
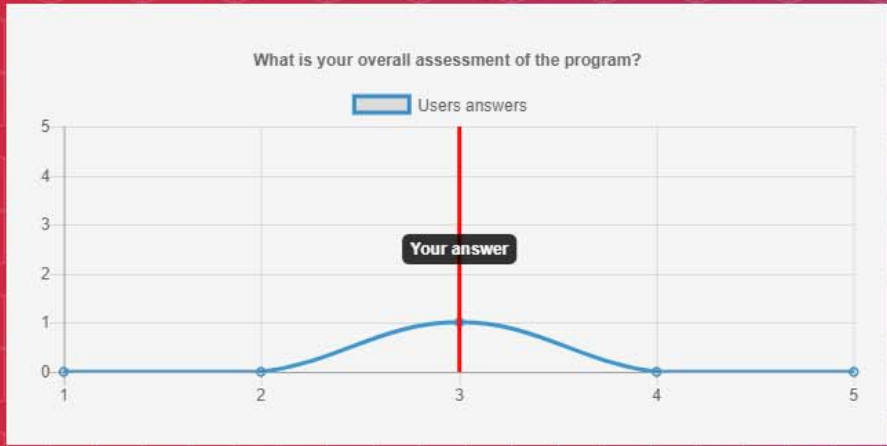
Was the program relevant to your needs?



Was the content appropriate?



Results button:
Shows the answers given by all users.



Results (by country):
Shows the answers given by users from the same country.